



Location: CMA5b - Pedestrian Plaza

Report on 24-hour TSP monitoring for EP-376/2009

Action Level - 209.9 µg/m³

Limit Level - 260 µg/m³

Date	Sampling Time	Weather Condition	Filter paper no.	Filter Weight, g		Elapse Time, hr		Sampling Time, hr	Flow Rate, m ³ /min			Total Volume, m ³	TSP Level, µg/m ³
				Initial	Final	Initial	Final		Initial, Q _{si}	Final, Q _{sf}	Average		
28-Mar-18	08:00	Fine	24832	2.6422	2.8140	10011.36	10035.36	24.00	1.02	1.02	1.02	1467	117.1
03-Apr-18	08:00	Fine	24843	2.6556	2.7441	10038.36	10062.36	24.00	1.01	1.01	1.01	1461	60.6
09-Apr-18	08:00	Cloudy	25121	2.6463	2.8619	10065.36	10089.36	24.00	1.02	1.02	1.02	1469	146.8
14-Apr-18	08:00	Cloudy	25086	2.6453	2.7358	10092.36	10116.36	24.00	1.01	1.02	1.02	1463	61.9
20-Apr-18	08:00	Cloudy	25219	2.6408	2.8156	10119.36	10143.36	24.00	1.02	1.01	1.02	1464	119.4
26-Apr-18	08:00	Cloudy	25200	2.6593	2.8434	10146.36	10170.36	24.00	1.02	1.02	1.02	1464	125.7

Report on 1-hour TSP monitoring for EP-376/2009

Action Level - 339.7 µg/m³

Limit Level - 500 µg/m³

Date	Sampling Time	Weather Condition	Filter paper no.	Filter Weight, g		Elapse Time, hr		Sampling Time, hr	Flow Rate, m ³ /min			Total Volume, m ³	TSP Level, µg/m ³
				Initial	Final	Initial	Final		Initial, Q _{si}	Final, Q _{sf}	Average		
29-Mar-18	13:00	Fine	24978	2.6571	2.6686	10035.36	10036.36	1.00	1.02	1.02	1.02	61	188.2
29-Mar-18	14:30	Fine	25021	2.6456	2.6506	10036.36	10037.36	1.00	1.02	1.02	1.02	61	81.8
29-Mar-18	15:35	Fine	24846	2.6412	2.6507	10037.36	10038.36	1.00	1.02	1.02	1.02	61	155.5
04-Apr-18	13:00	Fine	25029	2.6479	2.6555	10062.36	10063.36	1.00	1.01	1.01	1.01	61	124.9
04-Apr-18	14:25	Fine	25136	2.6663	2.6730	10063.36	10064.36	1.00	1.01	1.01	1.01	61	110.1
04-Apr-18	15:30	Fine	25132	2.6657	2.6743	10064.36	10065.36	1.00	1.01	1.01	1.01	61	141.3
10-Apr-18	08:25	Cloudy	25108	2.6618	2.6693	10089.36	10090.36	1.00	1.02	1.02	1.02	61	122.9
10-Apr-18	10:00	Cloudy	25101	2.6696	2.6784	10090.36	10091.36	1.00	1.02	1.02	1.02	61	144.2
10-Apr-18	13:00	Cloudy	25095	2.6354	2.6392	10091.36	10092.36	1.00	1.02	1.02	1.02	61	62.3
16-Apr-18	09:02	Rainy	25165	2.6575	2.6648	10116.36	10117.36	1.00	1.03	1.03	1.03	62	118.4
16-Apr-18	13:00	Rainy	25229	2.6794	2.6874	10117.36	10118.36	1.00	1.03	1.03	1.03	62	129.8
16-Apr-18	16:02	Rainy	25223	2.6841	2.6984	10118.36	10119.36	1.00	1.03	1.03	1.03	62	231.9
21-Apr-18	08:05	Cloudy	25215	2.6463	2.6558	10143.36	10144.36	1.00	1.01	1.01	1.01	61	156.1
21-Apr-18	09:11	Cloudy	25186	2.6666	2.6777	10144.36	10145.36	1.00	1.01	1.01	1.01	61	182.4
21-Apr-18	10:14	Cloudy	25205	2.6612	2.6664	10145.36	10146.36	1.00	1.01	1.01	1.01	61	85.4
27-Apr-18	08:02	Cloudy	25327	2.6641	2.6711	10170.36	10171.36	1.00	1.02	1.02	1.02	61	114.9
27-Apr-18	09:41	Cloudy	25420	2.6571	2.6718	10171.36	10172.36	1.00	1.02	1.02	1.02	61	241.3
27-Apr-18	13:00	Cloudy	25415	2.6713	2.6829	10172.36	10173.36	1.00	1.02	1.02	1.02	61	190.4



Location: CMA6a - WDII PRE Office

Report on 24-hour TSP monitoring for EP-376/2009

Action Level - 207.1 µg/m³

Limit Level - 260 µg/m³

Date	Sampling Time	Weather Condition	Filter paper no.	Filter Weight, g		Elapse Time, hr		Sampling Time, hr	Flow Rate, m ³ /min			Total Volume, m ³	TSP Level, µg/m ³
				Initial	Final	Initial	Final		Initial, Q _{si}	Final, Q _{sf}	Average		
28-Mar-18	08:00	Fine	24835	2.6732	2.8052	3715.29	3739.29	24.00	1.09	1.08	1.08	1562	84.5
03-Apr-18	08:00	Fine	24841	2.6493	2.7404	3742.29	3766.29	24.00	1.08	1.08	1.08	1554	58.6
09-Apr-18	08:00	Cloudy	25127	2.6626	2.8134	3769.29	3793.29	24.00	1.09	1.01	1.05	1513	99.7
14-Apr-18	08:00	Cloudy	25084	2.6433	2.6982	3796.29	3820.29	24.00	1.07	1.09	1.08	1557	35.3
20-Apr-18	08:00	Cloudy	25220	2.6613	2.7506	3823.29	3847.29	24.00	0.94	0.94	0.94	1352	66.0
26-Apr-18	08:00	Cloudy	25194	2.6453	2.7467	3850.29	3874.29	24.00	1.01	0.94	0.98	1405	72.2

Report on 1-hour TSP monitoring for EP-376/2009

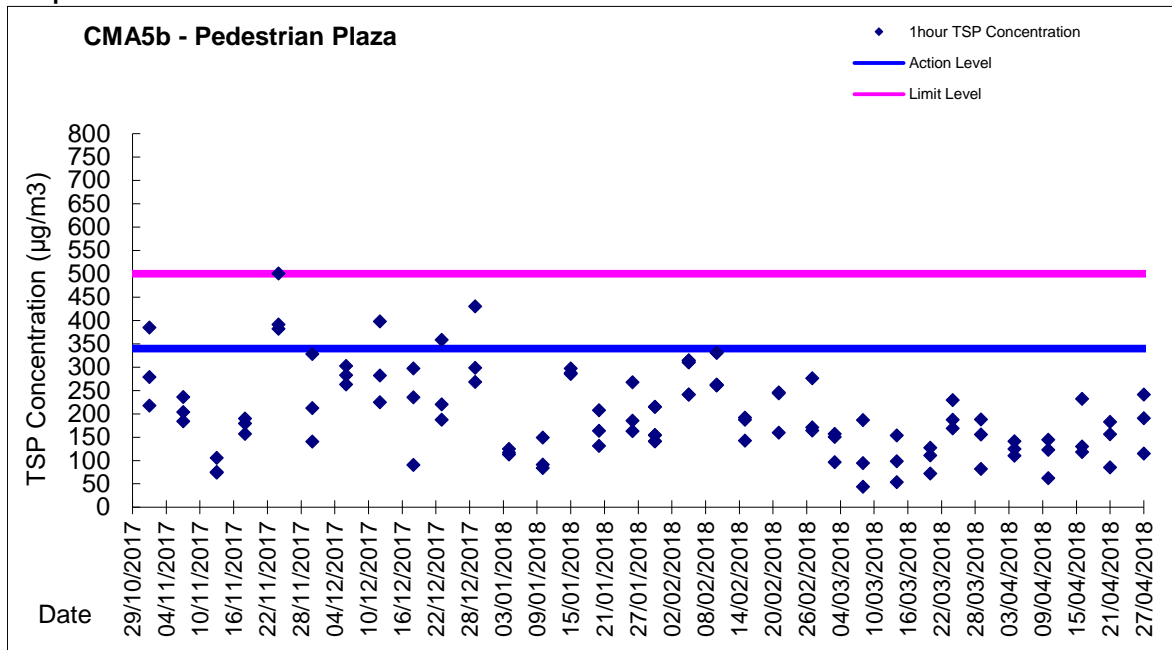
Action Level - 333 µg/m³

Limit Level - 500 µg/m³

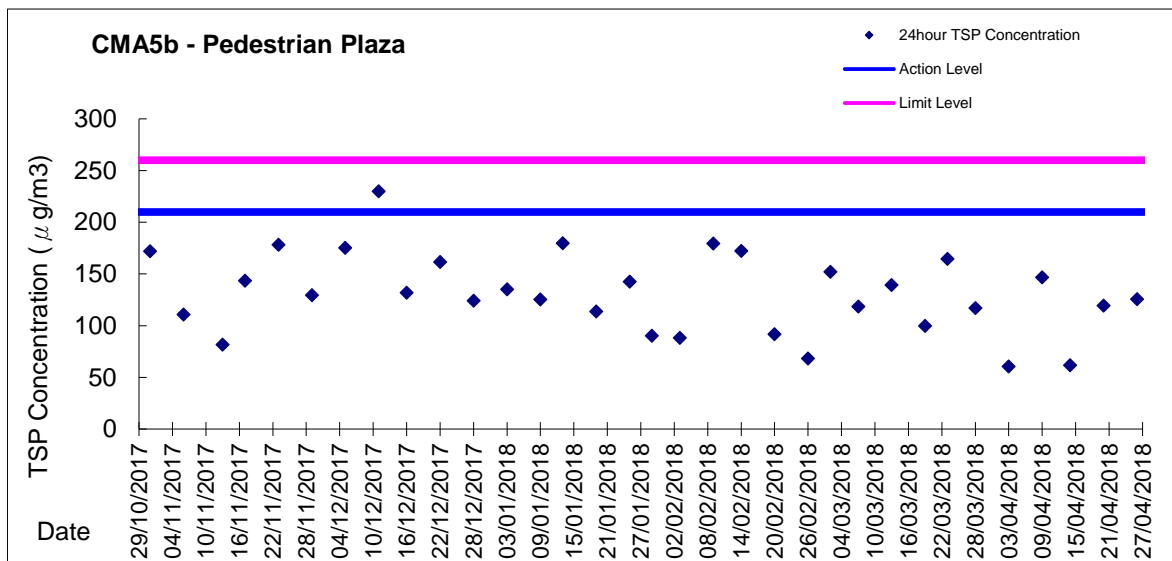
Date	Sampling Time	Weather Condition	Filter paper no.	Filter Weight, g		Elapse Time, hr		Sampling Time, hr	Flow Rate, m ³ /min			Total Volume, m ³	TSP Level, µg/m ³
				Initial	Final	Initial	Final		Initial, Q _{si}	Final, Q _{sf}	Average		
29-Mar-18	13:00	Fine	24980	2.6276	2.6349	3739.29	3740.29	1.00	1.08	1.08	1.08	65	112.2
29-Mar-18	14:45	Fine	25040	2.6591	2.6668	3740.29	3741.29	1.00	1.08	1.08	1.08	65	118.4
29-Mar-18	16:00	Fine	24845	2.6414	2.6467	3741.29	3742.29	1.00	1.08	1.08	1.08	65	81.5
04-Apr-18	13:00	Fine	25139	2.6568	2.6605	3766.29	3767.29	1.00	1.08	1.08	1.08	65	57.2
04-Apr-18	14:10	Fine	25134	2.6447	2.6490	3767.29	3768.29	1.00	1.08	1.08	1.08	65	66.4
04-Apr-18	15:12	Fine	25131	2.6631	2.6688	3768.29	3769.29	1.00	1.01	1.01	1.01	60	94.3
10-Apr-18	08:15	Cloudy	25106	2.6664	2.6733	3793.29	3794.29	1.00	0.94	0.94	0.94	56	122.3
10-Apr-18	10:15	Cloudy	25100	2.6582	2.6640	3794.29	3795.29	1.00	1.08	1.08	1.08	65	89.3
10-Apr-18	13:00	Cloudy	25094	2.6331	2.6373	3795.29	3796.29	1.00	0.94	0.94	0.94	56	74.5
16-Apr-18	08:46	Rainy	25233	2.6815	2.6832	3820.29	3821.29	1.00	0.95	0.95	0.95	57	29.8
16-Apr-18	10:58	Rainy	25228	2.6833	2.6866	3821.29	3822.29	1.00	0.95	1.10	1.02	61	53.7
16-Apr-18	15:55	Rainy	25224	2.6879	2.6958	3822.29	3823.29	1.00	1.10	1.10	1.10	66	120.1
21-Apr-18	08:05	Cloudy	25184	2.6636	2.6694	3847.29	3848.29	1.00	1.01	1.01	1.01	60	95.9
21-Apr-18	09:07	Cloudy	25208	2.6495	2.6528	3848.29	3849.29	1.00	1.01	1.01	1.01	60	54.6
21-Apr-18	10:09	Cloudy	25204	2.6620	2.6679	3849.29	3850.29	1.00	1.01	1.01	1.01	60	97.6
27-Apr-18	08:05	Cloudy	25424	2.6677	2.6717	3874.29	3875.29	1.00	1.01	1.01	1.01	61	66.1
27-Apr-18	09:55	Cloudy	25294	2.6804	2.6861	3875.29	3876.29	1.00	0.94	0.94	0.94	56	101.3
27-Apr-18	13:00	Cloudy	25414	2.6748	2.6792	3876.29	3877.29	1.00	0.94	0.94	0.94	56	78.2



Graphic Presentation of 1 hour TSP Result for EP-376/2009

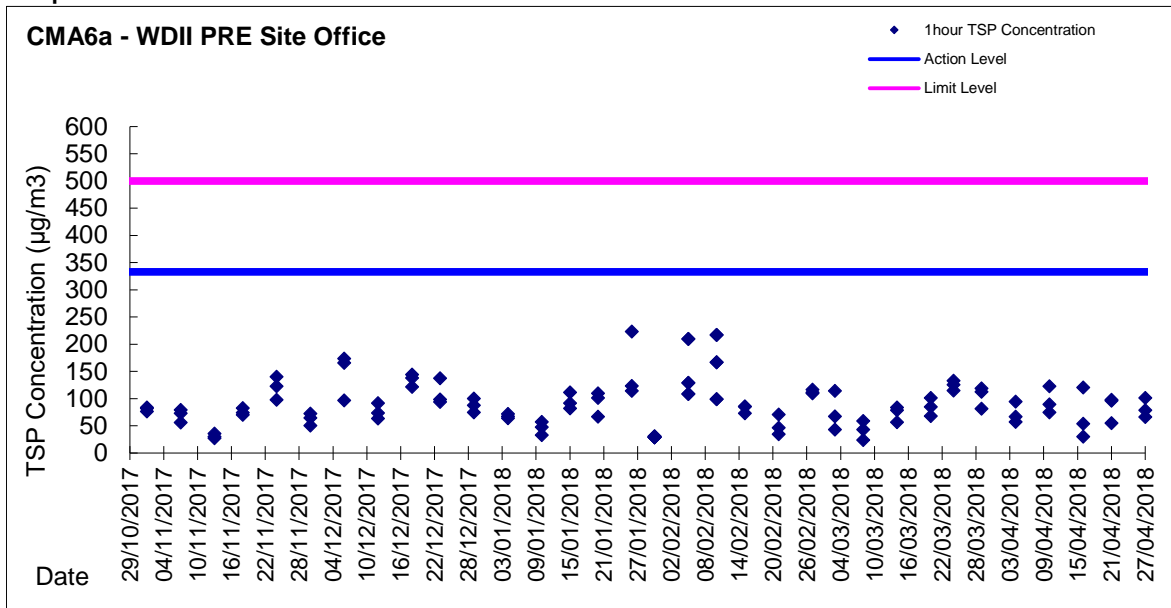


Graphic Presentation of 24 hour TSP Result for EP-376/2009





Graphic Presentation of 1 hour TSP Result for EP-376/2009



Graphic Presentation of 24 hour TSP Result for EP-376/2009

